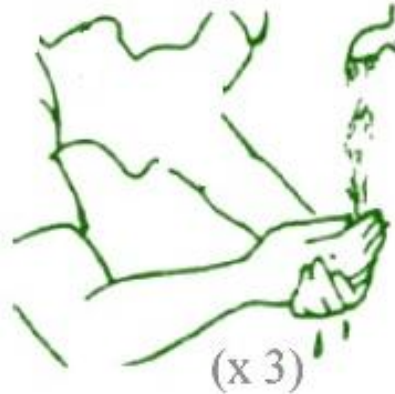



Procedure for Wuḍū' (Opinion 2)

1. Make an intention to become pure for prayer.
2. Say, “A’ūdhu bil-Lāhi mina sh-shayṭāni r-raġīm” and “Bismi l-Lāh”.
3. Wash both hands up-to and including the wrists, three times.

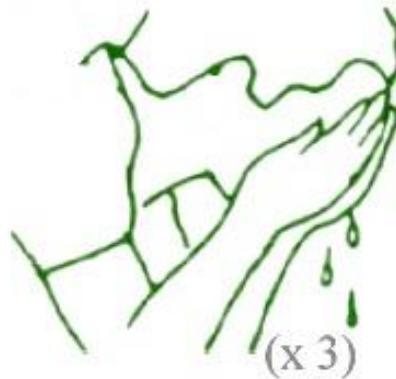


4. Use the miswāk (toothstick) to brush the teeth and then rinse the mouth and nose three times.
 - Take a handful of water and rinse the mouth from it.
 - Sniff the remaining water (from the handful) into the nose.
 - Repeat this two more times with a new handful of water each time.
 - If a miswāk is not available, then use the index finger of the right hand.



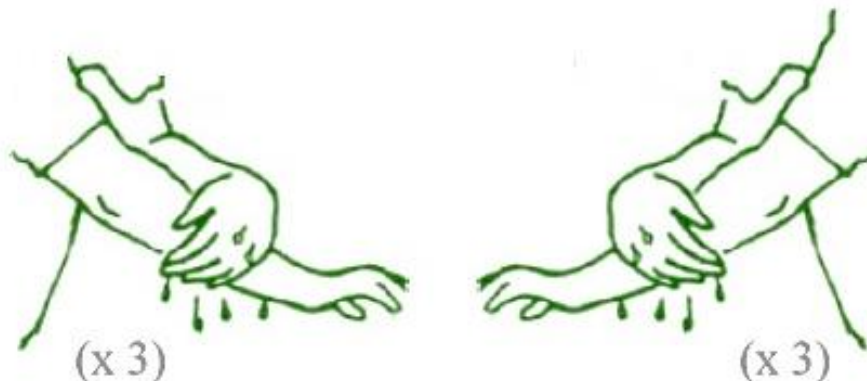
5. Wash the entire face:

- Use both hands to wash the whole area between the hairline and the chin and between both ears, three times.
- Rub the water well—all hair (such as eyebrows) and the skin underneath the hair must be washed.
- A thick beard should be wet by putting a handful of water underneath and then combing upwards with the fingers.



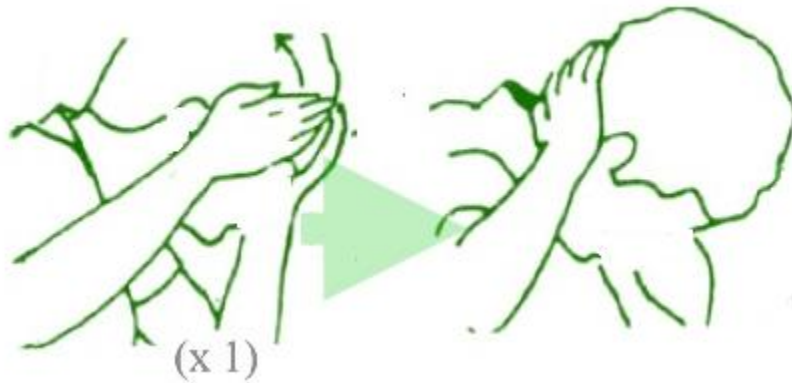
6. Wash the right arm, three times. Then wash the left arm, three times.

- Wash both arms all around from the fingertips up-to and including the elbows.
- After washing both arms, pass the fingers through each other, once.



7. Wet the hands and wipe the head, three times.

- Wet the hands and slide them from the hairline (where the hair starts in the front of the head) to the back of the neck.
- From the back of the neck, then slide the hands back to the hairline.
- Repeat this two more times using fresh water each time.

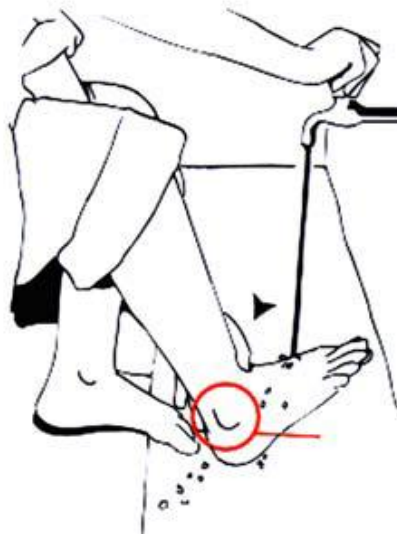


8. Wipe the inside of the ears with the index fingers and their outside with the thumbs, with fresh water, three times.



9. Wash the right foot up-to and including the ankle, three times. Then wash the left foot up-to and including the ankle, three times.

- Rub the water—make sure that the ankles, heels, toes, and under sides of the feet are properly washed.
- Use the little finger of the left hand to rub water between the toes. Begin with the little toe on the right foot, and end with the little toe on the left—move leftward.



Do the following during wuḍū’:

- wash the right side before the left
- wash the parts one after the other (without taking a break in between)
- face the qiblah (if possible)

Do **not** do the following during wudū’:

- waste water
- splash water
- talk (without a need)

Du‘ā’ after Wuḍū’

لَهُ، أَشْهَدُ أَنْ لَا إِلَهَ إِلَّا اللَّهُ وَحْدَهُ لَا شَرِيكَ
وَأَشْهَدُ أَنَّ مُحَمَّدًا عَبْدُهُ وَرَسُولُهُ

’ashadu ’a l-lā ilāha illa l-Lāhu waḥdahū lā sharīka lah,
wa ’ashhadu ’anna muḥammadan ’abduhu wa rasūluh

I bear witness that there is no one worthy of worship except Allāh,
who is alone without a partner; and I bear witness that Muḥammad is His slave
and Messenger.

*The eight gates of the Paradise will be opened for the one who recites this after
wudū’ and he may enter through whichever gate he wishes (Muslim).

One should also say:

اللَّهُمَّ اجْعَلْنِي مِنَ التَّوَّابِينَ وَاجْعَلْنِي مِنَ الْمُتَطَهِّرِينَ
’Allāhumma j’alnī mina t-tawwābīna wa j’alnī mina l-mutaṭahhīrīn

O Allah! Make me among those who repent to You, and make
me among those who are purified (an-Nasa’ī).