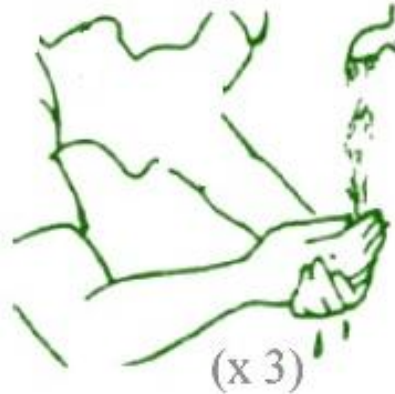
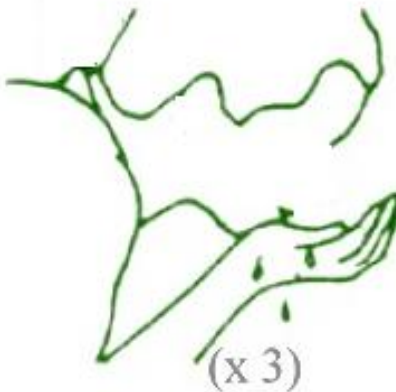


## Procedure for Wuḍū' (Opinion 1)

1. Make an intention to become pure for prayer.
2. Say, "Bismi l-Lāh."
3. Wash both hands up-to and including the wrists, three times.

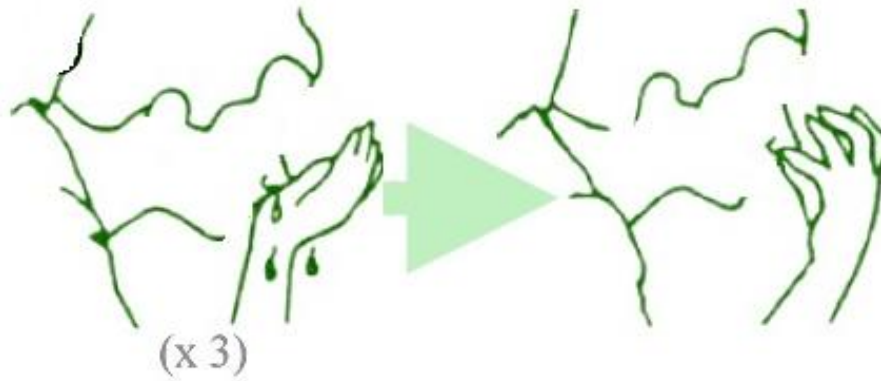


4. Use a miswāk (toothstick) to brush the teeth, and then rinse the mouth three times
  - If a miswāk is not available, then use the index finger of the right hand.



5. Clean the nose three times.

- Use the right hand to put water into the nose, and to use the left hand to clean the nose.




6. Wash the entire face:

- Use both hands to wash the whole area between the hairline and the chin and between both ears, three times.
- Rub the water well—all hair (such as eyebrows) and the skin underneath the hair must be washed.
- A thick beard should be wet by putting a handful of water underneath and then combing upwards with the fingers.



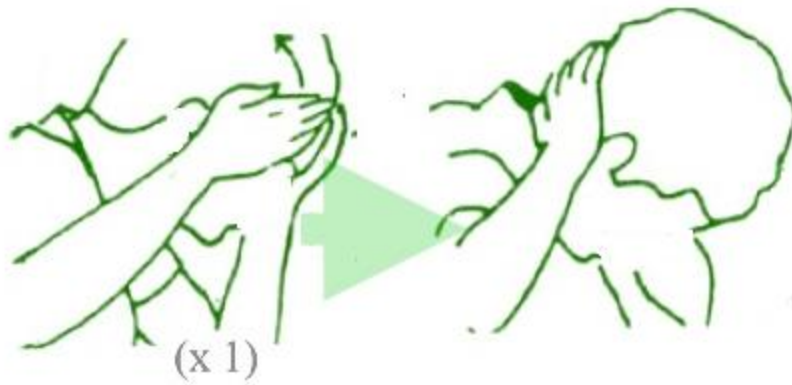
7. Wash the right arm, three times. Then wash the left arm, three times. After washing both arms, pass the fingers through each other, one time.

- Wash both arms all around from the fingertips up-to and including the elbows.
- With the palm of the right hand facing down and its fingers open, pass the fingers of the left hand through the fingers of the right hand (pushing outwards). Then switch hands and repeat this for the left hand.



8. Wet the hands and wipe the head, one time.

- Wet the hands and slide them from the hairline (where the hair starts in the front of the head) to the back of the neck, using the insides of the fingers (except for the thumbs and index fingers).
- From the back of the neck, slide the palms of the hands along the sides of the head, back to the front of the head.



9. Wipe the inside of the ears with the index fingers and their outside with the thumbs.

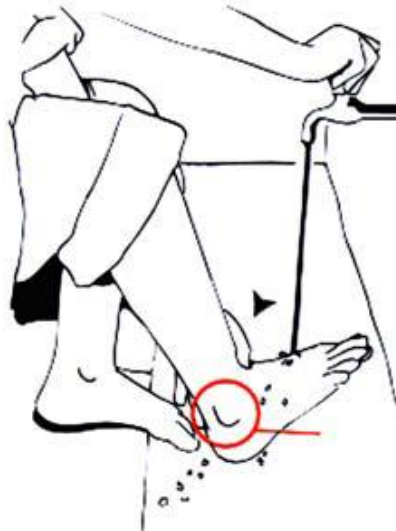


10. Wipe the back of the neck using the backs of both hands.



11. Wash the right foot up-to and including the ankle, three times. Then wash the left foot up-to and including the ankle, three times.

- Rub the water—make sure that the ankles, heels, toes, and under sides of the feet are properly washed.
- Use the little finger of the left hand to rub water between the toes. Begin with the little toe on the right foot, and end with the little toe on the left—move leftward.



Do the following during wuḍū’:

- wash the right side before the left
- wash the parts one after the other (without taking a break in between)
- face the qiblah (if possible)

Do **not** do the following during wudū’:

- waste water
- splash water
- talk (without a need)

## Du‘ā’ after Wuḍū’

أَشْهَدُ أَنْ لَا إِلَهَ إِلَّا اللَّهُ وَحْدَهُ لَا شَرِيكَ لَهُ،  
وَأَشْهَدُ أَنَّ وَرَسُولَهُ مُحَمَّدًا عَبْدُهُ

’ashadu ’a l-lā ilāha illa l-Lāhu waḥdahū lā sharīka lah,  
wa ’ashhadu ’anna muḥammadan ’abduhu wa rasūluh

I bear witness that no one is worthy of worship except Allāh,  
who is alone without a partner; and I bear witness that Muḥammad is His slave  
and Messenger.

\*The eight gates of the Paradise will be opened for the one who recites this after  
wudū’ and he may enter through whichever gate he wishes (Muslim).

One should also say:

اللَّهُمَّ اجْعَلْنِي مِنَ التَّوَّابِينَ وَاجْعَلْنِي مِنَ الْمُتَطَهِّرِينَ  
’Allāhumma j’alnī mina t-tawwābīna wa j’alnī mina l-mutaṭahhirīn

O Allah! Make me among those who repent to You, and make  
me among those who are purified (an-Nasa’ī).